

# BAP319R SERIES

Rail DC/DC Converters Single Output: 500 Watts



## General Specifications

<b>Input Voltage</b>	<b>24VDC</b> ( 17 ~ 34 ) <b>36VDC</b> ( 22 ~ 51 ) <b>48VDC</b> ( 29 ~ 67 ) <b>72VDC</b> ( 42 ~ 101 ) <b>96VDC</b> ( 58~135 ) <b>110VDC</b> ( 66 ~ 154 )
	• Other voltages on request
<b>Input Protection</b>	Reverse polarity protection. Inrush current limiting & Input Fuse
<b>Isolation</b>	Input - Output 3000vdc Input – Chassis 1500vdc Output – Chassis 1500vdc
<b>Efficiency</b>	Model dependent , typically 80-90%
<b>Output voltage</b>	See tables
<b>Output Power</b>	500 watts
<b>Voltage Adjust.</b>	Customer specified
<b>Immunity</b>	EN50155 & EN50121-3-2 EN61000-4-2 ESD EN61000-4-3 RF Immunity EN61000-4-4 Fast Transients EN50155 Surge & Voltage variations EN61000-4-6 Conducted Immunity
<b>EMI</b>	EN5022 Class B Conducted & Radiated
<b>Switching Freq.</b>	55kHz ±5kHz
<b>Regulation</b>	±% Line / Load combined
<b>Dynamic Response</b>	Max ±5% deviation for 10% - 50% load step with 1msec recovery
<b>Ripple &amp; Noise</b>	Typically 1% pk-pk or 0.2% RMS of output voltage ( 20MHZ BW )
<b>Overload Protection</b>	Rectanular current limiting, with short-circuit protection
<b>Overvoltage Protection</b>	Double regularor loop
<b>Operating Temp.</b>	-25°C to +55°C cold plate temperature at 100% load, +70°C at 60% load
<b>Cooling</b>	Conduction cooling via base plate to customer chassis or heatsink & natural convection
<b>Environmental Protection</b>	Ruggedized & Conformal coating of PCB's
<b>Shock &amp; Vibration</b>	IEC61373 Cat 1 A & B and Cat 2
<b>Humidity</b>	5-95% non-condensing, higher ration option
<b>MTBF</b>	>150,000 hrs

## Features

- Designed to rail standards EN50155 & EN50121
- Wide input range
- Rugged design for on-board train applications
- Convection cooled: No fans
- Fully isolated input – output 3000VDC
- Over voltage protection
- Overload and short circuit protection
- MTBF > 200,000hrs
- Specials input / output combinations on request.
- Any output from 12vdc ~ 130vdc possible
- **N+1 Redundancy** option

## Description

The **BAP319R** series dc/dc converters are an upgraded product from the very popular and mature BAP industrial grade product, with, field proven reliability over 20 years. These units are specifically designed for rolling stock / rail applications and can be manufactured to customer specifications with total flexibility to match customer requirements.

Units are supplied with conformal coating of PCB's and a high level of ruggedization for shock & vibration to IEC 61373

Designed for a wide range of i input voltage options from 24 ~ 168vdc and any output voltage from 24 ~ 130VDC

## Options

<b>Redundancy</b>	Units can be supplied with built-in isolation diode for use in <b>N+1 Redundancy</b> / parallel applications
<b>Alarm</b>	Voltage Free Relay contacts for monitoring DC output
<b>Output Voltage</b>	Any output voltage options from 12 ~ 130VDC
<b>Terminals</b>	Customer specified connectors

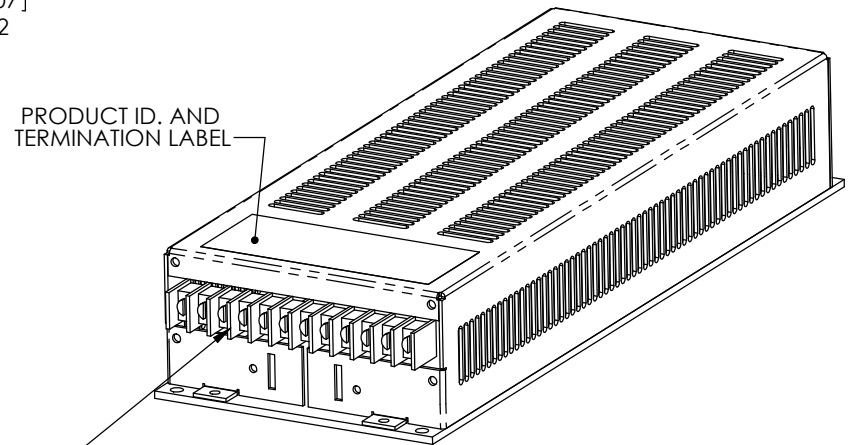
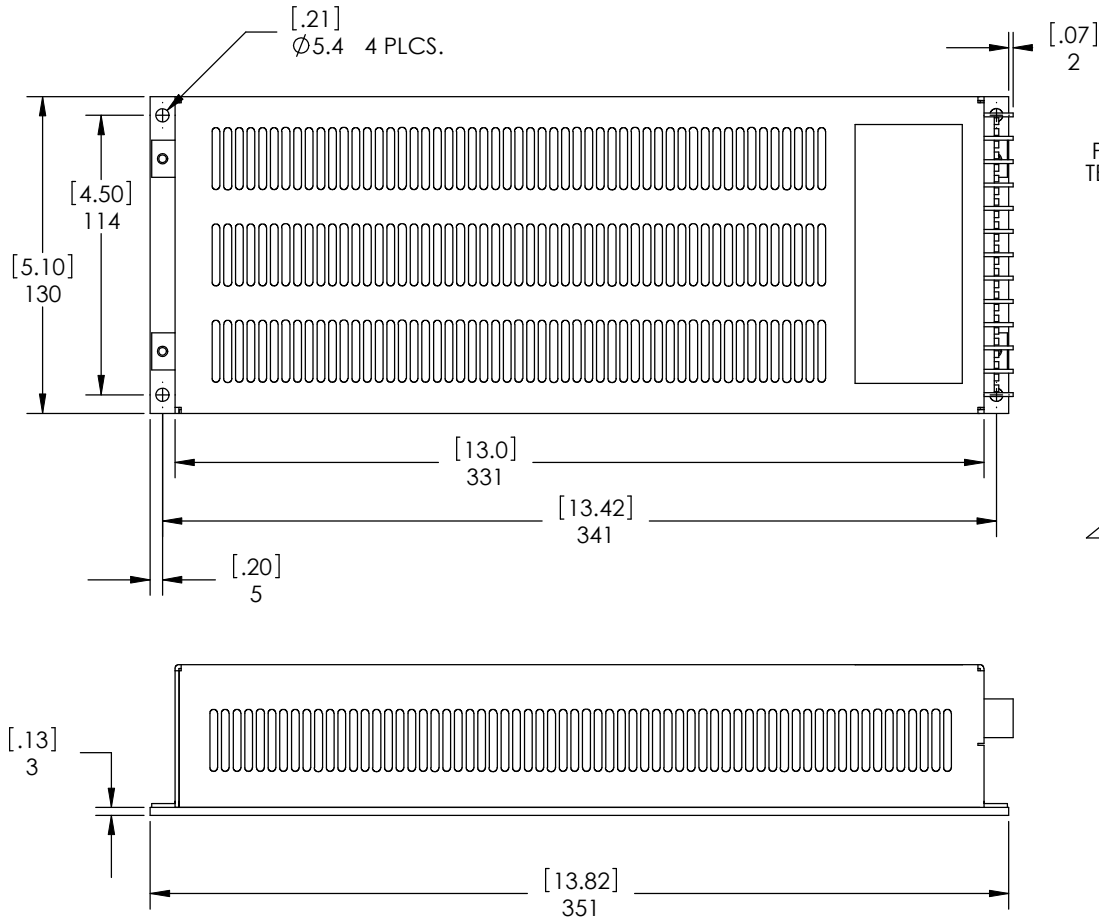
Model	Input Options V	Standard Outputs		Power W
		V	A	
BAP319R	24V, 36V 48V,72V 96V,110V	24V	20.0A	500W
		48V	10.0A	
		110V	4.5A	

- Final part numbers will be factory allocated to reflect customer input & output requirements. Any output 12 ~ 130vdc is available

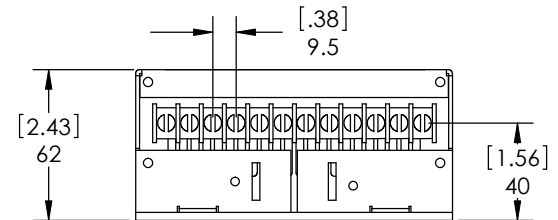
<b>LED / Indicator</b>	Visible through side cooling slots
<b>Alarm output</b>	Optional
<b>Connector</b>	12 pole barrier-type terminal block with 3/8"spacing. ( optional cover )
<b>Dimensions</b>	130 x 67 x 351mm ( F4 ) W x H x L ( includes terminal block & mounting flanges)
<b>Weight</b>	2kg

# BAP319R SERIES

Rail DC/DC Converters Single Output: 500 Watts



12 POLE CURTIS 38000 SERIES BARRIER TYPE OF TERMINAL WITH 3/8" SPACING  
TORQUE: 9 in.-lbs



DIMENSIONS ARE IN MILLIMETERS  
(INCHES) TOLERANCES ON  
DECIMALS: XXX ± 0.2mm  
              XX ± 0.3mm  
ANGLES: ± 2°  
FRACTIONS: ± 0.4mm  
UNLESS OTHERWISE STATED

THIS DOCUMENT IS THE PROPERTY  
OF AMTEX ELECTRONICS LTD.  
ITS CONTENTS ARE PROPRIETARY AND  
MAY NEITHER BE COPIED, REPRODUCED  
NOR ITS CONTENTS DISCLOSED TO OTHERS  
WITHOUT PRIOR WRITTEN AGREEMENT  
FROM AMTEX ELECTRONICS LTD.

Title: OUTLINE DRAWING

Model No: F4 PACKAGE

