

# BCH800-1K SERIES

Battery Chargers: 800 ~ 1000 Watts



## Features

- Convection cooled: No fans
- Two power levels: 800 & 1000 watts
- Fully isolated input – output
- Over voltage protection
- Overload and short circuit protection
- Inrush current limiting
- MTBF > 150,000hrs
- Any output from 24vdc ~ 120vdc possible
- Customised mechanical solutions on request
- Power Fail / Charger Fail Alarm
- Battery Low Alarm

## Specifications

<b>Input Voltage</b>	230VAC ( 190 ~ 264 )
<b>Input Frequency</b>	47 ~ 63Hz
<b>Input Current</b>	9.5A
<b>Input Protection</b>	Inrush current limiting Transient protection / Varistors Internal safety fuse
<b>Isolation</b>	Input – Output: 4300vdc Input - Chassis 2250vdc Output – Chassis 500vdc
<b>Efficiency</b>	Typically 80%
<b>Output voltage</b>	See table
<b>Output Power</b>	800 ~ 1000 watts
<b>Voltage adjustment</b>	24V: 24-28V 48V 48-56V 96V: 108-127V 108V: 108-127V
<b>EMC</b>	EN55022 Class A
<b>Immunity</b>	EN 61000-4-2 (ESD) EN 61000-4-3 (RF Immunity) EN 61000-4-4 (Fast Transients) EN 61000-4-6 (Conducted Imm.)
<b>Switching Freq.</b>	Typically 55KHz
<b>Output Diode</b>	Internally fitted output isolation diode
<b>Parallel operation</b>	Yes
<b>Regulation</b>	Line: ±1% Load: ±1.5%
<b>Output Ripple/Noise</b>	Typically <1% of output voltage
<b>Overload Protection</b>	Constant current limiting with short circuit protection. Battery must be externally fused.
<b>Thermal Protection</b>	Thermal shutdown with auto recovery, when unit cools down.
<b>Overvoltage Protection</b>	Yes. Recycle mains input to re-set
<b>Operating Temp.</b>	0°C to +50°C at full load. Derate 2.5% per °C to +70°C.
<b>Temperature Drift</b>	0.03% per °C over operating range

## Description

The **BCH800 & BCH1000** series battery charger is a rugged, industrial-grade product, using field- proven design suitable for use in DC battery back-up applications.

It is a mature product providing excellent reliability and performance and delivering up to 1000 watts of output power with convection/conduction cooling. ...NO Fans.

The two alarms provide external monitoring of Power Fail / Charger Fail and Battery Low via voltage free contacts. The chassis-mount design feature allows for easy mounting.

Additional ruggedizing and conformal coating are available for applications requiring higher immunity to shock, vibration, humidity, moisture, dust and insects.

## Options

<b>TBC</b>	Temperature Battery Compensation Charging
<b>TIM</b>	Automatic Battery Testing
<b>Boost</b>	A variety of boost options

## Specifications Cont.

<b>Cooling</b>	Conduction / convention cooled via base plate.
<b>Shock &amp; Vibration</b>	IEC61373 Cat 1 A&B
<b>Humidity</b>	5-95% non-condensing
<b>MTBF</b>	>150,000hrs @ 45°C
<b>Indicator</b>	Green LED visible through cooling slots
<b>Alarm Output</b>	<ul style="list-style-type: none"> <li>• Power Fail / Charger Fail Alarm</li> <li>• Low Battery Alarm</li> </ul> Both Alarms are CLOSE FAIL with common return Low battery only operative if power / charger fails.
<b>Connections</b>	Terminal block / barrier strip with 3/8" spacing
<b>Dimensions</b>	351 x 210 x 66mm ( F6 )
<b>Weight</b>	3.5kg

# BCH800-1K SERIES

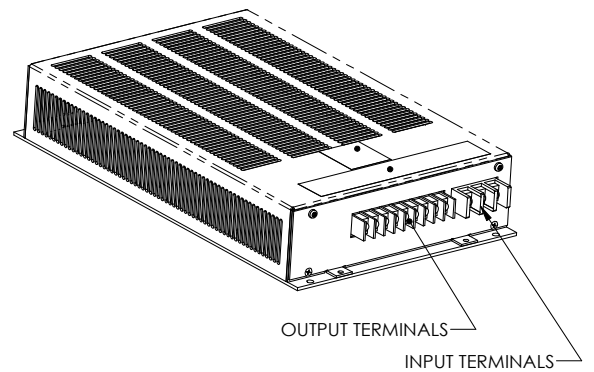
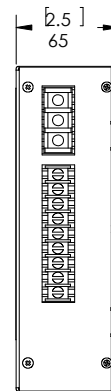
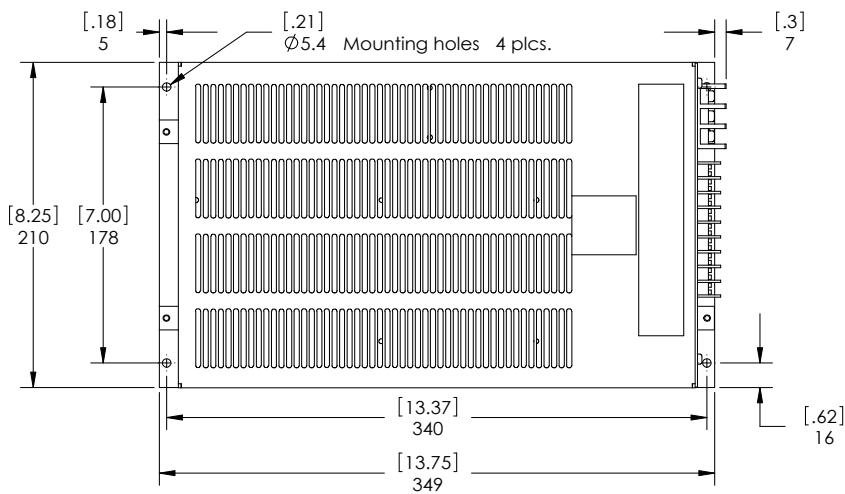
Battery Chargers: 800 ~ 1000 Watts

Model	Output		Power W
	Nom V	Float V	
<b>BCH800-28FT</b>	24V	27.6V	800W
<b>BCH800-55FT</b>	48V	55.2V	800W
<b>BCH800-110FT</b>	96V	108.0V	800W
<b>BCH800-110FT</b>	108V	124.0V	800W

- 110V model adjustable for use on 96V or 108V nominal battery systems

Model	Output		Power W
	Nom V	Float V	
<b>BCH1K-28FT</b>	24V	27.6V	990W
<b>BCH1K-55FT</b>	48V	55.2V	990W
<b>BCH1K-110FT</b>	96V	108.0V	990W
<b>BCH1K-110FT</b>	108V	124.0V	990W

- 110V model adjustable for use on 96V or 108V nominal battery systems



OUTLINE DRAWING  
F6 PACKAGE