

VADS SERIES

DC/DC Single Output: 300 - 1500 Watts

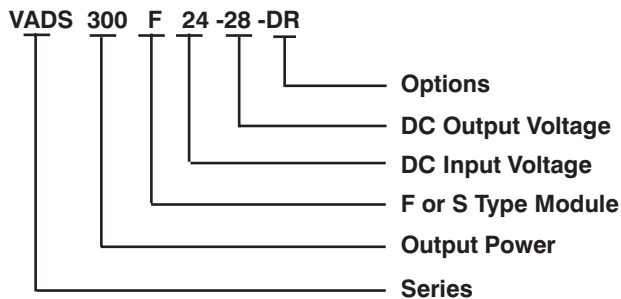


Features

- Based on the **PH** Series power modules
- Wide DC input voltage range
- Output voltage trim option
- Floating output
- Regulated output
- Over current and over voltage correction
- Fully isolated to 3000VDC
- **N+1** redundancy - **Option “D”**
- Relay alarm - **Option “R”**
- MTBF > 200,000 hours
- Constant current limit

Specifications

INPUT VOLTAGE:	24 VDC (20 - 36V), 48VDC (36 - 76V), 110VDC (85 - 185V), 280VDC (200-400V)
INPUT PROTECTION:	Reverse polarity protection
EFFICIENCY:	Model dependent, 85 - 90%
OUTPUT VOLTAGE:	Refer to table
OUTPUT VOLTAGE ADJ:	Only case style models 210069
OUTPUT VOLTAGE SETTING:	±1%
OUTPUT POWER:	300 - 1500 Watts
RIPPLE & NOISE:	2% (20MHz bandwidth scope)
LOAD REGULATION:	±1.5%
LINE REGULATION:	±0.5%
OUTPUT PROTECTION:	Over current protection. Constant current limiting set at approx. 110% of rating with auto recovery
PARALLEL OPERATION:	F models only
SERIES OPERATION:	Possible
ISOLATION:	Input - output: 3000VAC Input - baseplate: 2000VAC Output - case: 500VAC
REDUNDANCY DIODE:	Built-in redundancy - optional
OUTPUT FAIL SIGNAL:	Voltage free relay contact - optional
OPERATING TEMP:	0°C to +50°C
COOLING:	300W convection cooled 500 - 1500W internal forced air
TERMINALS:	Screw terminal connections
DIMENSIONS:	NL210069: 278 x 130 x 70mm NL405117: 330 x 150 x 140mm NL405118: 330 x 150 x 200mm NL411140: 350 x 150 x 140mm NL411141: 350 x 150 x 200mm
WEIGHT:	Model dependant



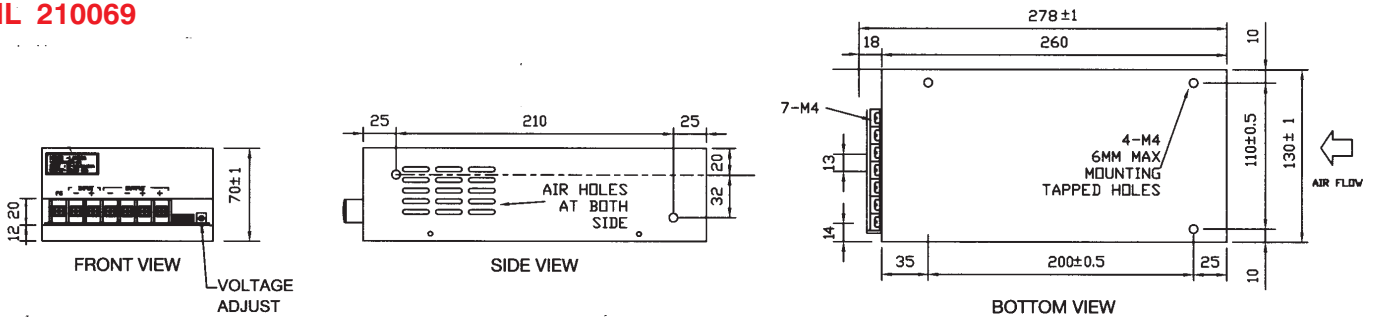
VADS SERIES

DC/DC Single Output: 300 - 1500 Watts

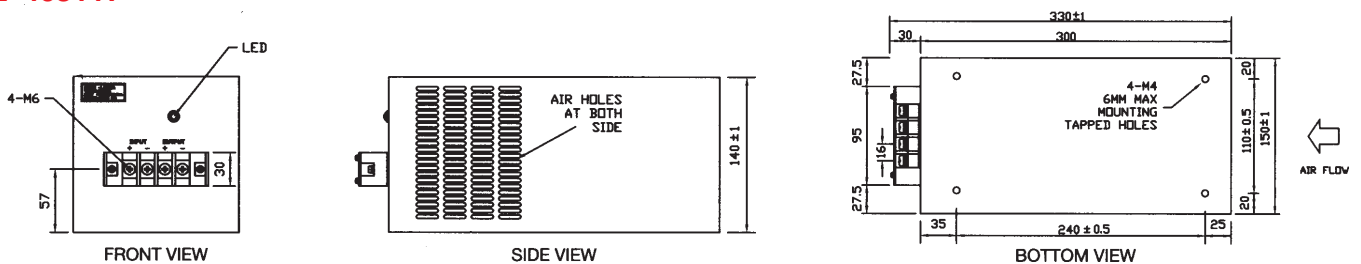
Model	Input V	Output V	Output A	Power W	Case
VADS300F24 - 12	24V	12V	20A	240W	210069
VADS300F24 - 24	24V	24V	10.8A	260W	210069
VADS300F24 - 28	24V	28V	10.8A	300W	210069
VADS500F24 - 12	24V	12V	42A	500W	210069
VADS500F24 - 24	24V	24V	18A	430W	210069
VADS500F24 - 28	24V	28V	18A	500W	210069
VADS500F24 - 48	24V	48V	10A	500W	405117
VADS600F24 - 24	24V	24V	21.5A	516W	210069
VADS1000F24 - 12	24V	12V	84A	1000W	411140
VADS1000F24 - 24	24V	24V	40A	960W	405117
VADS1000F24 - 28	24V	28V	36A	864W	405117
VADS1500F24 - 12	24V	12V	125A	1500W	411141
VADS1500F24 - 24	24V	24V	60A	1440W	411141
VADS1500F24 - 28	24V	28V	54A	1500W	411141
VADS300F48 - 12	48V	12V	25A	300W	210069
VADS300F48 - 15	48V	15V	20A	300W	210069
VADS300F48 - 24	48V	24V	12.6A	300W	210069
VADS300F48 - 28	48V	28V	10.8A	300W	210069
VADS500F48 - 12	48V	12V	42A	500W	210069
VADS500F48 - 24	48V	24V	18A	432W	210069
VADS500F48 - 28	48V	28V	18A	500W	210069

Model	Input V	Output V	Output A	Power W	Case
VADS600F48 - 12	48V	12V	50A	600W	210069
VADS600F48 - 24	48V	24V	21.5A	516W	210069
VADS600F48 - 28	48V	28V	21.5A	600W	210069
VADS1000F48 - 12	48V	12V	84A	1000W	411140
VADS1000F48 - 24	48V	24V	40A	960W	405117
VADS1000F48 - 28	48V	28V	40A	1120W	405117
VADS1500F48 - 12	48V	12V	125A	1500W	411141
VADS1500F48 - 24	48V	24V	60A	1440W	405118
VADS1500F48 - 28	48V	28V	54A	1500W	405118
VADS300F110 - 12	110V	12V	25A	300W	210069
VADS300F110 - 15	110V	15V	20A	300W	210069
VADS300F110 - 24	110V	24V	12.6A	300W	210069
VADS300F110 - 28	110V	28V	10.8A	300W	210069
VADS600F110 - 24	110V	24V	25A	600W	405117

NL 210069



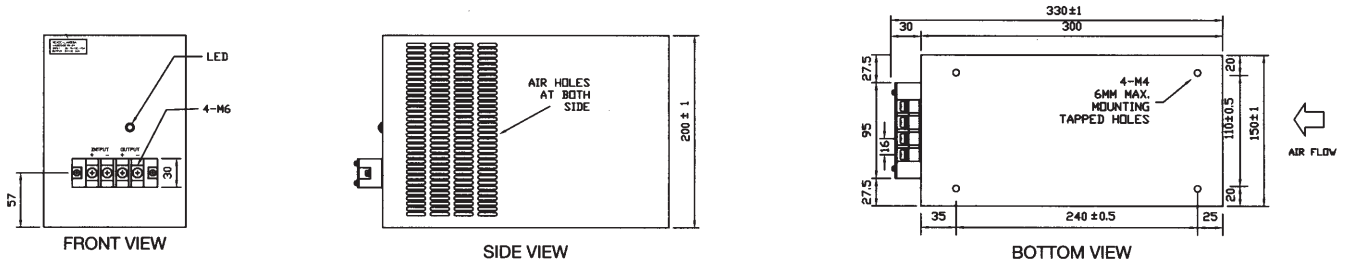
NL 405117



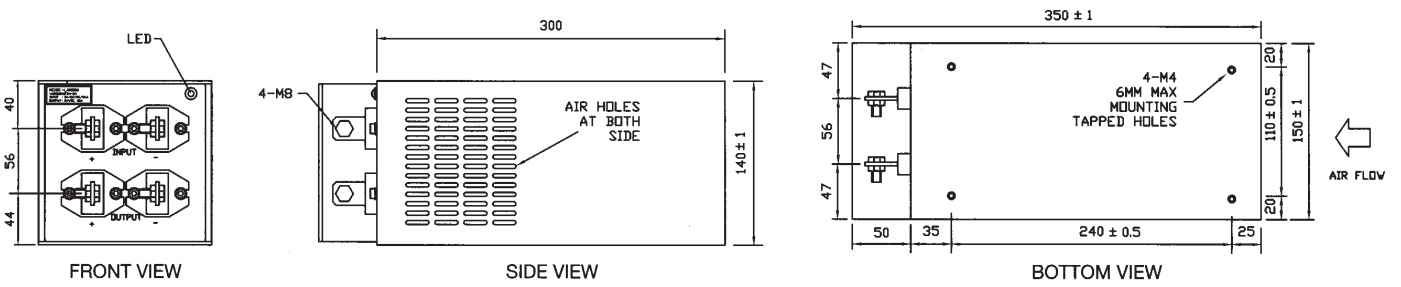
VADS SERIES

DC/DC Single Output: 300 - 1500 Watts

NL 405118



NL 411140



NL 411141

